



Collection System in the Czech Republic



Sopron, Hungary, 9.7. 2014

System EKO-KOM



There are involved **20,233** clients and **6,057** municipalities
in the system EKO-KOM





System EKO-KOM



In the Czech Republic is more than **240 thousand** containers for sorted waste. It is regularly used by **71%** of the population.



System EKO-KOM



The waste is processed at the **112** sorting lines (we have very good quality of the secondary raw material).



System EKO-KOM



Last year, a total of **635,892** tons of packaging waste were recycled.



System EKO-KOM



72% of all packaging placed on the market in the Czech Republic last year was recycled!





History of the System EKO-KOM

1997

- foundation of the EKO-KOM non profit, joint-stock company (takes over and starts the pilot projects)
- creation of an education project for schools
- proposal to the government to include a „**Voluntary agreement**“

1999

- “Voluntary agreement” between the Ministry of Environment and CICPEN
- development of System

2000

- number of Companies grow rapidly
- municipalities – all regions of the CR participate
- changing structures of packaging fees and subsidies for municipalities
- received licence for GREEN DOT



History of the System EKO-KOM

2002

- Packaging Act no. 477/01 in force
- 28. 03. 2002: EKO-KOM Authorisation
- Ministry of Environment directs a new conditions for **AUTHORIZED PACKAGING COMPANY**
- New obligation from the certificate of authorization → new Contracts with companies and municipalities, new fees and subsidies structure, new reporting system



Packaging Act 477/2001

- take effect of January 1, 2002

- Legal Basis: **Packaging Act no. 477 / 2001**- became valid on January 1, 2002
- Subjects which markets a package will comply with the obligations take back and recovery:
 - by its own organizational and technical support and at its own cost
 - by a contract with the authorized packaging company (“contract of associated compliance”)
- 28.03.2002 EKO-KOM directly licensed by the Government: **“Authorized packaging company” (PRO)**
- The **customs authorities** are entitled to inspect packages imported to the Czech Republic (comply with the provisions of PA)



Scheme of the system





Obligated person

- Company placing product to market is free to comply either
 - by registering itself with licensed recovery organization
 - or by transferring responsibility to customer when selling product (but is not possible to transfer it to consumer)
 - or by self-compliance recovering packaging by its own
- Self-complying company
 - have to register itself with government office
 - each year to proof amount of actually recovered packaging
 - give evidence of operational collection system
 - inform consumer on organization of collection and collection places



Obligated person

Companies: Fillers, Packers, Distributors, Retailers

- **Contract with EKO-KOM**
- **4x year reporting: amount of packaging put on the market in CR**
- **Payments – contractual packaging fees calculated per tons (weight of produced packaging)**
- **Get Licence for Green Dot (voluntary)**





Contractual fees for one-way consumer packaging (2014 - examples)

Type of material	Fees (EUR/t)
Paper	100,10
Corrugated board	49,70
Plastics	142,10 – 189,60
Glass	66,40
Metals	57,74 – 76,90
Combined materials	203,10
Beverage cartons	141,20
Wood and textile	39,60



Contracted municipalities

- The system contracted 6,057 municipalities with 10.471.722 inhabitants (**99%** of the Czech population)
- Approximately 400 small municipalities up to 500 inhabitants still do not have contract because of:
 - No presence of selected waste collection and separation system in municipalities
 - No administrative resources to comply with reporting requirements
 - Lack of obligations and benefits understanding
 - Lack of interest in waste management in general

Municipalities

- Contract with EKO-KOM
- 4x year reporting: waste quantities collected
- Get subsidies – calculated per tons and weight of collected waste per capita and year
- Subsidies reflects various average costs include collection, transport and treatment of each particular waste material types



Subsidies

for the waste quantities collected (2014 - examples)

Type of material	Payment (EUR/t)
Paper	74,00 – 138,90
Glass	33,50 – 52,40
Plastics	140,80 – 249,80
Metals	69,05 – 129,60
Composite	84,80 – 129,60

Contract's principles

Municipalities

- Do decide on collection system – types of materials collected, collection technology (type of containers, bags, localisation, frequency)
 - EKO-KOM does recommend optimal system according to local conditions but is not entitled to enforce it, however it can influence system by bonus qualification criteria
- Do choose waste operation company by them own
 - EKO-KOM cannot and should not influence this choice



Waste Collection System

- bins:
 - **Blue** - Paper
 - **Yellow** - Plastics
 - **Green** - Colored glass
 - **White** - Transparent glass
 - **Orange** - Beverages cartons
- collection yards – all above + all metals
- in minority bags
- Incineration plants – FE metals



Stickers on containers



EKO KOM

Paper Sorting



Paper Collection and Sorting



Communication channels

1. Nationwide communication campaign

TV and internet campaign, Media & events,

2. Information campaigns in municipalities:

Pilot projects, information materials and informative signs on waste bins, supporting educational competitions in schools → based on Consumer behavior research

3. Internet

New website www.samosebou.cz for campaign since 2011

www.jaktridit.cz – information about recycling

Info for customers on corporate website www.ekokom.cz

4. School education program

„traditional“ project from 1998 consisting of: Seminars for basic school teachers, Mobile Exhibitions and Road Shows about packaging recycling, over 1,8 milion students went through the program

School educational program

Tonda Obal



Since 1998, the exhibition saw over **1,8 million children**

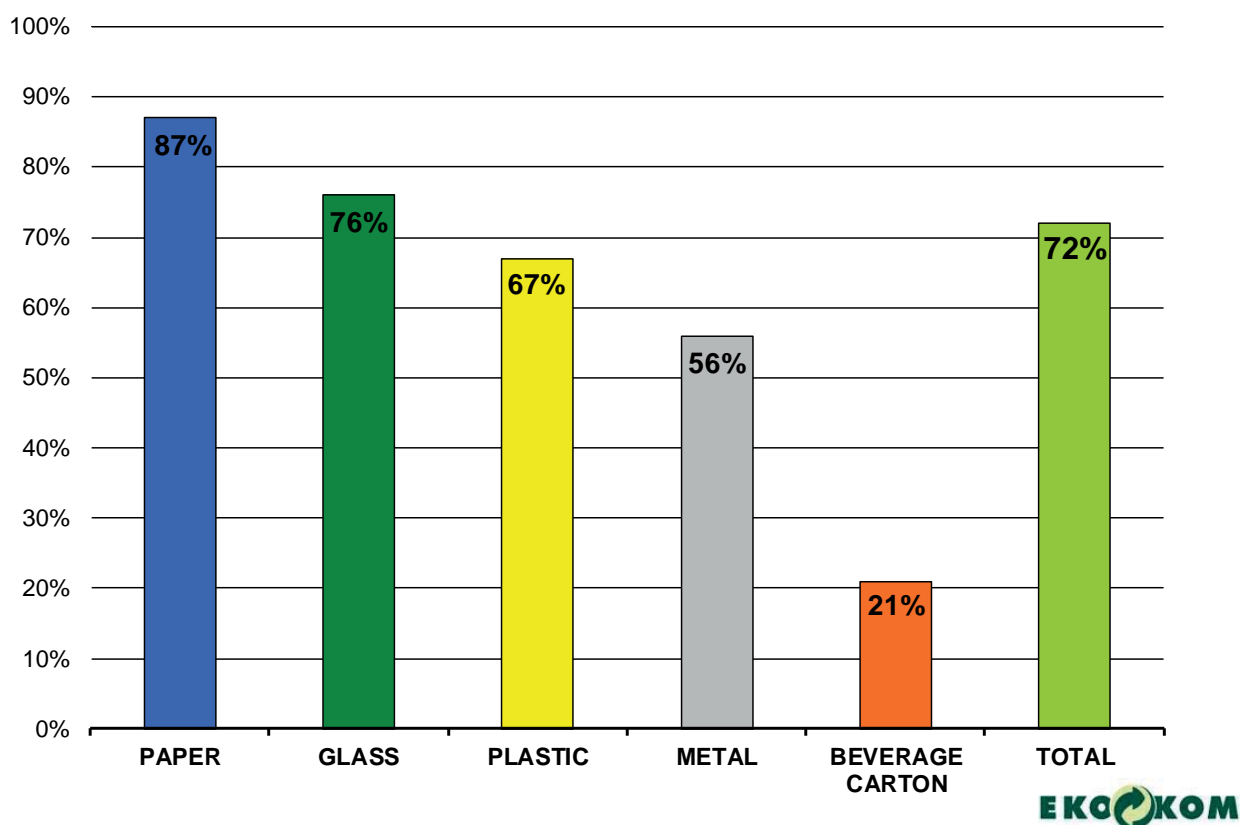
Tonda Obal, which operates 16 years as an educational program for schools, established brand quality educational training in the field of sorting and recycling of waste.



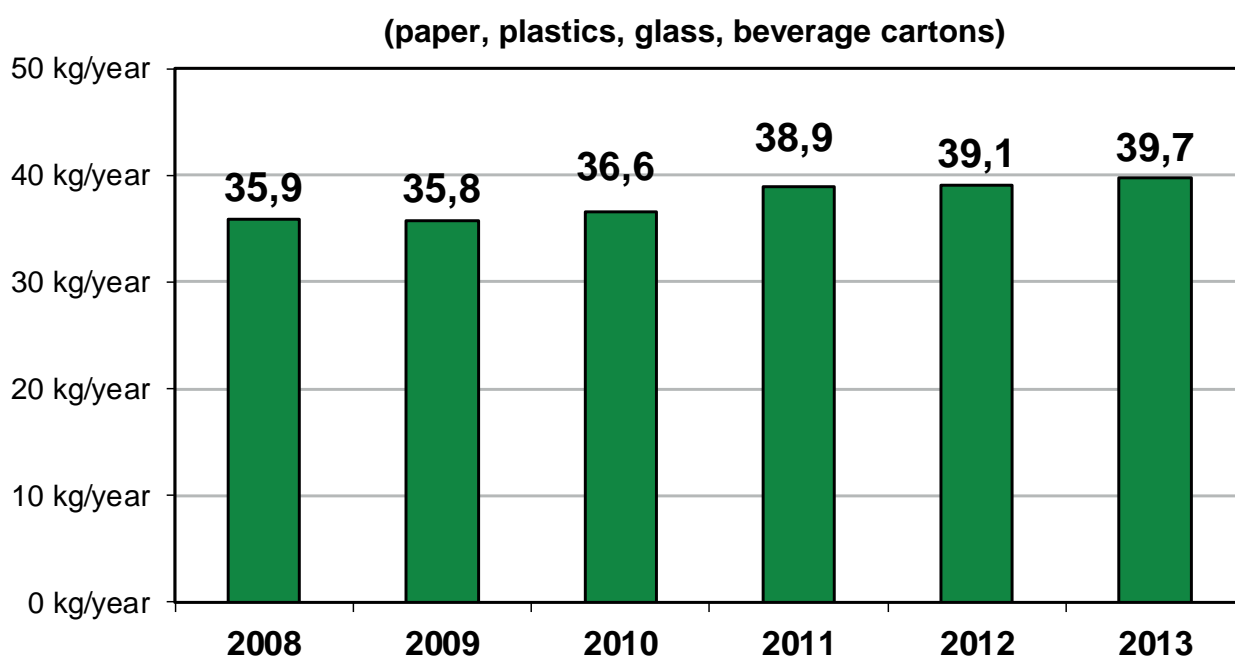
On line communication

- 🌱 www.ekokom.cz – corporate website with specific information for customers
- 🌱 www.jaktridit.cz – specific website about sorting and recycling for consumers
- 🌱 www.tonda-obal.cz - specific website about sorting and recycling for children
- 🌱 www.samosebou.cz – connection of entertainment content and sorting&recycling information
- 🌱 **Facebook** – more than 55,000 fans interested in sorting&recycling - ambassadors

Packaging waste recycling 2013



Amount of collected waste per capita and year



Czech Republic – part of global market
 World production 400 mil tons
 Europe 106 mil tons
 Export and Import in the World 220 mil tons

Trends:

- growth in the production of packaging and tissue (hygiene)
- decline in production of graphic paper



Basic info about CR

- Number of companies
- Employees
- Paper production (t)
- Paper Consumption (t)

1995

39
 18 000
 740 000
 700 000

2013

15
 5 000
 623 000
 1 320 000

- **Trend** – loss positions and dependence on import

Reason: better conditions for the construction of new paper machines (especially energy) in Poland, Hungary and Germany

Collection of Waste Paper

Czech Republic – part of global market
 World production 230 mil tons
 Europe 65 mil tons
 Export and Import in the World 115 mil tons

Trends:

- growth of the collection for the production of packaging
- decline in the production of graphic paper



Collection for recycling of packaging (2012):

- Slovakia 51%, Poland 38%, Hungary 53%
- Germany 76%, Austria 75%, CEPI 72%

Basic info about CR

- Consumption of RP
- Collection for recycling
- **Collection for recycling (%)**
- **Recycling/recovery (%)**
- Collection for recycling of packaging (% , target for 2012 70%)

1995

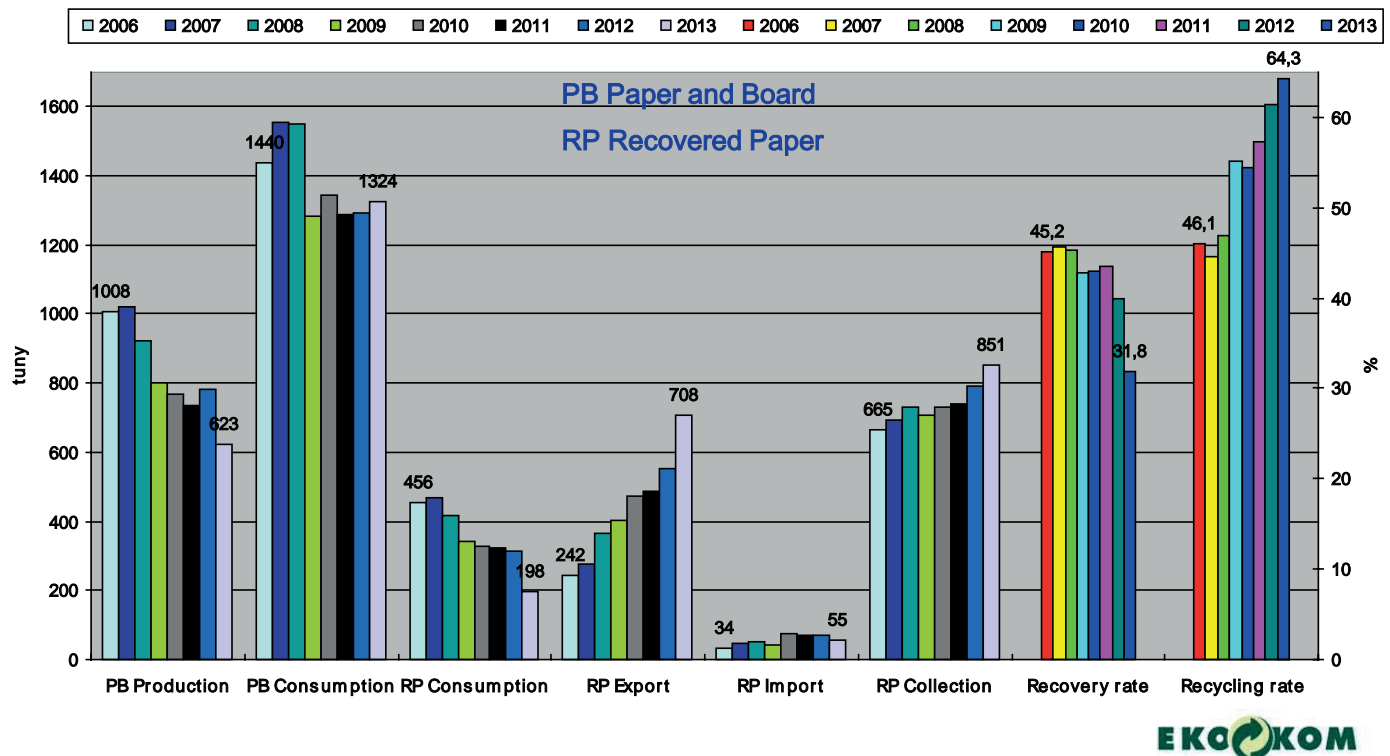
320 000
 250 000
36%
43%
 ?

2013

200 000
 850 000
64%
32%
 87%

- **Trend** – loss positions and dependence on import

Development of Basic Recovered Paper Data Czech Republic 2005 – 2013



EKO KOM

PACKAGING RECOVERY ORGANISATION

www.ekokom.cz



Results of the system EKO-KOM

Recycling of one-way packaging

Achieved recycling	2007	2008	2009	2010	2011	2012	2013
Paper	96	95	94	95	91	85	87
Glass	68	72	73	75	77	82	76
Plastics	52	56	59	61	64	65	67
Bev. Cartons	10	14	16	17	19	20	21
Metals	54	40	50	64	67	63	56
Total	68	69	71	73	72	71	72